

In this issue:

- In this issue:
- Using your head!
- Have a beer at Hoppers
- Financing new equipment
- Elevator Lifter
- Ridge Covers
- Cable Hoists
- Belt Elevators
- Bedding Frames
- Hytile Tilecutters in Europe
- Gutter Pro



Talk about using your head!

We recently had a letter from Jim Norman, a 71 year old semi-retired roof tiler from Western Australia. Jim has used Hytile equipment for over 30 years and sent us this photo taken in Essex England in the 1940's. It shows his grandfather (in the bow tie) with his labourers loading a roof.

Jim says their method was to roll up ladies' silk stockings and place them under their caps to cushion the load. Then, balancing the tiles (hands-free) on their heads, they would climb up wooden pole ladders to the roof to deposit the tiles onto tile stands poked between the battens.

"This method was used 'til the early 60s when the Benford tile machine was available to those that could afford one at the time – cash only, no hire purchase. Eventually my father obtained one, but maintenance was ongoing and expensive and it was always breaking down, which meant more hard work manually loading again until it was repaired."

Jim says these days he's *"plodding along with my faithful Hytile machine doing roof additions and repairs"* Thanks for sharing this piece of history with us Jim.

HYTILE HOPPERS CROSSING

**For all your Repairs, Equipment & Supplies
Have a beer with Pete!**

Many of you will know Pete from our Hallam branch where he has been since it opened in 2005. Pete has now taken over the reins at Hoppers Crossing and is looking forward to helping our customers over on the western side of town for a change.

If your equipment is in need of repair, or you want to pick up some supplies, come on in. And if it makes your job easier, he can also arrange to have your goods delivered.

Pete is looking forward to helping you with all your roofing requirements, so call in and say hi – he'll have that beer waiting!

Hytile Hoppers Crossing - 387-393 Old Geelong Road, Hoppers Crossing
Phone: 8368 2429 (Two minutes from Exit 16 on the Westgate Freeway)





Europe also “know what they’re doing”!

While different countries have various methods of getting tiles onto their roofs, both Europe and the U.S. agree that when it comes to actually cutting the tiles, the Hytile Tilecutter is the way to go for a healthy, fast, safe job.

Methods that have been used overseas for years produce lots of dust and have resulted in roofers suffering from Silicosis. This disease is caused by inhaling the fine dust particles created when using powered equipment to cut tiles, and there is no treatment or cure.

Australia is a world-leader when it comes to cutting roof tiles. The primary method used here for the past 40 years is the Hytile Tilecutter. It produces no dust so keeps the air clean, and with the addition of the Hytile Trimming Tray, it keeps the roof clean as well.



FINANCE A NEW HOIST OR ELEVATOR

– Available Australia wide

If your equipment needs updating perhaps you might like to consider a leasing arrangement.

Hytile’s very popular Rapid-Return Cable Hoist, or the latest model Belt Elevator with an adjustable bend can be yours for the weekly cost of a couple of slabs of beer.

If you’d like information give us a call 03 9725 4488



HYTILE GUTTER PRO

Be safe when using your ladder and protect the guttering from scratches and dents.

A sliding ladder can not only damage the guttering, it can send you tumbling to the ground, and on many occasions right into the casualty department of the nearest hospital.

The Hytile Gutter Pro assists in preventing your ladder moving sideways, and keeps your ladder from coming into contact with the guttering.

Use a Gutter Pro with your ladder for a safe, professional, hassle-free job.

HYTILE BEDDING FRAMES

Use a HYTILE Bedding Frame to ensure your hip and ridge tiles are laid in a straight, even line. With 5 Models to choose from, you’ll find one to suit your needs:

STANDARD

This model is 3600mm long (12ft). It is made from tempered aluminium and is light and easy to handle. The thick layer of sponge rubber attached to the underside gives it added grip on steeper roofs.

SHORTY STANDARD

The Standard Shorty is also made from aluminium with the

sponge rubber on the underside, but is only 180mm (6ft) in length. Ideal for short, steeper hips, it is light and easy to handle.

EXTENDABLE

Made from plated tubular steel, this 4000mm (13ft) model can be extended to 6100mm (20ft). Great for long hips.

SHORTY EXTENDABLE

This is a half size Extendable. It is 180mm (6ft) long and extends to 3400mm (11ft). It is easy to handle and ideal for those small jobs


ECONOMY

This no-frills model is made from plated tubular steel and is 3200mm (10ft8”) long.



HYTILE RIDGE COVERS

Don’t let your hard work wash away in a sudden downpour. Protect your time, effort and money with heavy-duty Hytile Ridge Covers. Keep four or five in your truck and you’ll never be caught out.



HYTILE CABLE HOIST

The light, easy-to-use, **electric Cable Hoist** can be operated by one man or a gang and lifts up to **15 tiles per load**. It is powered by a 3/4hp electric motor and has a 12 volt control system.

All latest model Cable Hoists have the Rapid-Return function which enables the empty trolley to return to the base at over twice the speed the full load went up. When stripping a roof this function can be turned off with the flick of a switch.

All Cable Hoists now fold which makes setting up really quick and easy, and allows for fast, easy transport from job to job.

Cable Hoists are available in four standard lengths:

- 1 section Cable Hoist - 16ft (4.8mtrs) total length
- 2 section Cable Hoist - 28ft (8.5mtrs) total length - (folds at 16ft)
- 3 section Cable Hoist - 40ft (12.2mtrs) total length
- 4 section Cable Hoist - 52ft (15.8mtrs) total length

Extra 6ft sections can be fitted in at the base for jobs where that extra bit of length is needed.

Tiles are placed on the trolley at the base of the unit. When the start button is pressed the trolley takes the tiles to the upper end of the machine where they are automatically lifted from the trolley and held while the trolley returns to the base unit. The trolley can be stopped at any point.

Until the tiles are removed from the lifting arms at the top of the



machine, no further tiles can be transported to the top, thus allowing the tiler to work at the speed of his choice.

An adjustable bend in the top section allows the top 4ft. of the unit to bend to an angle of up to 45 degrees, allowing for easier, safer tile removal and less back strain.

The Rapid-Return Cable Hoist can deliver up to 2,800 tiles to the roof per hour.

HYTILE BELT ELEVATOR

The versatile **Folding Belt Elevator** is available in both **petrol** and **electric** models, with the choice of a **fully adjustable Bend**, and **Retractable Wheels** that fold up when not in use. It comes in four standard lengths:

- 22ft (6.7mtr) total length (folding at 11ft)
- 32ft (9.7mtr) total length (folding at 16ft)
- 35ft (10.6mtr) total length (folding at 17.5ft)
- 38 (11.6mtr) total length (folding at 19 feet)

For those hard to reach jobs, each elevator can be increased in length by inserting extra 9ft or 12ft sections at the base.

The Bend is factory-fitted 5ft from the top end of the elevator. This allows the elevator to extend up the roof, and removing tiles from the elevator becomes much **easier and safer**.


Tiles are conveyed on a heavy duty 6" (150mm) wide belt. If tiles have not been taken off at the top, an auto-stop lever brings the elevator to a halt. This allows you to work at a pace that suits.

Removable lifting handles on the base make it much easier to maneuver your Elevator on site.

Because the unit **can be folded, the belt does not have to be taken off** when the job has been completed. Just remove the motor mounting cradle, release the folding catch, fold the Elevator back on itself and drop it on the roof rack.

The motor is cradle mounted and can be removed in seconds for transportation.

Belt Elevators can deliver around 3500 – 4500 tiles to the roof per hour. However the loading rate, even for large gangs, is usually around 2500 tiles per hour.



Roof Tiling apprentice awards evenings

Once again, Julie, Gary and Peter from Hytile were very pleased to attend and support the Roof Tiling apprentice awards nights held at NMIT and Holmesglen institutes of TAFE.

These evenings recognize, celebrate and reward outstanding achievements and excellence by students, whilst at the same time acknowledging the contributions by staff and industry partners to the success of these events.



Fine fare



NMIT Roof Tiling apprentices




The Top Deck boys



*Hot entertainment
Holmesglen TAFE style*



Well deserved!



They all scrub up pretty well!



Proud Parents!



Child's play



Good looking blokes these tilers!



Gary and Pete with Jim Carmody



The RFS girls



Jack Guthrie, who started Hytile back in 1965, recently welcomed the arrival of new grandson Benjamin. Looks like Hytile will be around for a while yet!

***Hytile's newest Hawks supporter
napping on the job!***



*Grandad playing
with his toys*

"I believe in the dignity of labour, whether with head or hand: that the world owes no man a living but that it owes every man an opportunity to make a living."

John Rockefeller, philanthropist

HYTILE CROYDON

CROYDON
14 Railway Crescent
Croydon, Vic. 3136
Phone: (03) 9725 4488
Fax: (03) 9725 4957
Email: julie@hytile.com.au

HYTILE

HALLAM
Factory 2, 42 Melverton Drive
Hallam, Vic. 3803
Phone: (03) 8786 3748
Fax: (03) 8786 3749

HYTILE

HOPPERS CROSSING
Fact 8, 387-393 Old Geelong Road
Hoppers Crossing, Vic. 3029
Phone: (03) 8368 2429
Fax: (03) 9369 9775
Web: www.hytile.com.au

Manufacturers and Distributors of:

Tile Hoists & Elevators – Tilecutters – Bedding Frames – Batten Trolleys – Associated Equipment & Roof Fixing Supplies

HYTILE "we know what we're doing"